

## VRLA AGM Battery

BT-12M9.0AC[12V9.0Ah]



### General Features

- Designed floating charging service life: 8 years (25°C)
- Sealed and maintenance free operation
- Safety valve installation for explosion proof
- Low self-discharge characteristic, approx 3% of capacity per month at 20°C (average)
- Wide operating temperature range from 0°C~40°C
- Lead-Aluminum-Calcium-Tin alloy high energy, prevent corrosion
- Flame retardant ABS (UL 94-FV0)

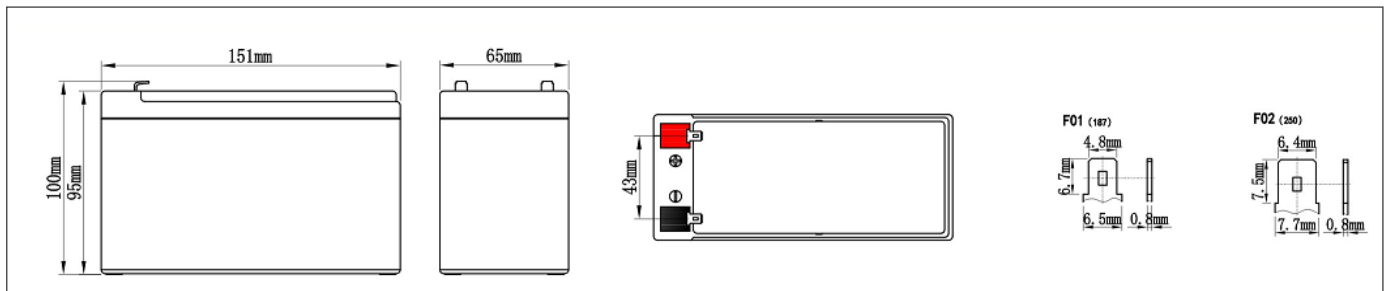
### Application

- DC power supply
- UPS/EPS power supply
- Electrical devices & instruments
- Security and fire alarm systems
- Telecom stations and power stations
- Medical equipment
- Emergency lighting systems

### Physical Specifications

Nominal Voltage	Nominal Capacity (20HR)	Dimension				Weight ±3%	Internal Resistance (In full charge status)	Standard Terminals
		L	W	H	TH			
12V	9.0AH	151±2mm	65±2mm	93±2mm	100±2mm	Approx 2.55kg (5.62lbs)	≤18.0mΩ	F01/F02 (standard)

### Dimensions



### Constant-Voltage Charge

Rated Capacity	
20 hours rate (0.45A)	9.00AH
10 hours rate (0.90A)	8.37AH
5 hours rate (1.53A)	7.45AH
27 minutes rate (9.0A)	4.50AH
7 minutes rate (27.0A)	3.60AH
Capacity affected by Temperature	
40°C (104°F)	103%
25°C (77°F)	100%
0°C (32°F)	86%

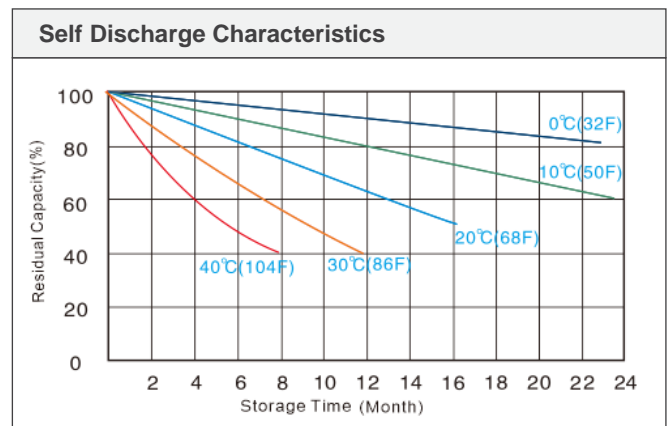
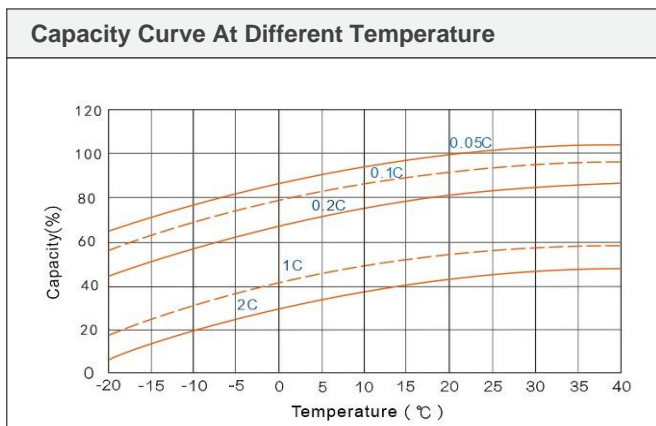
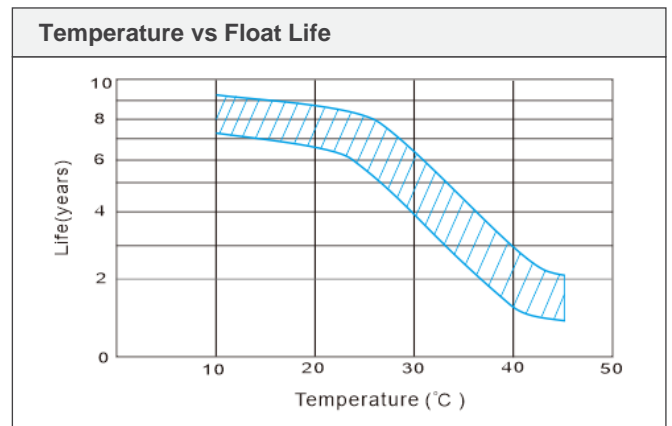
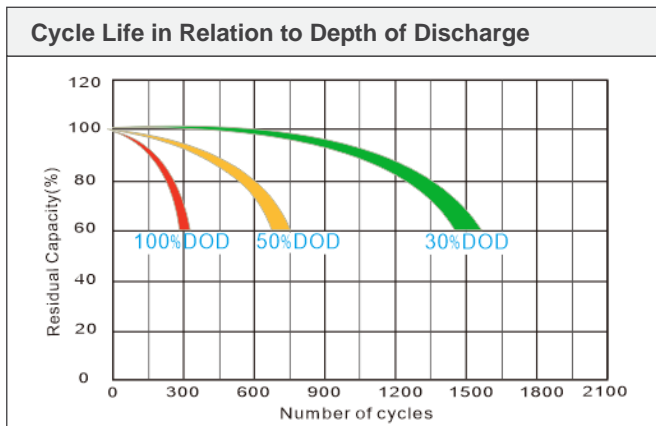
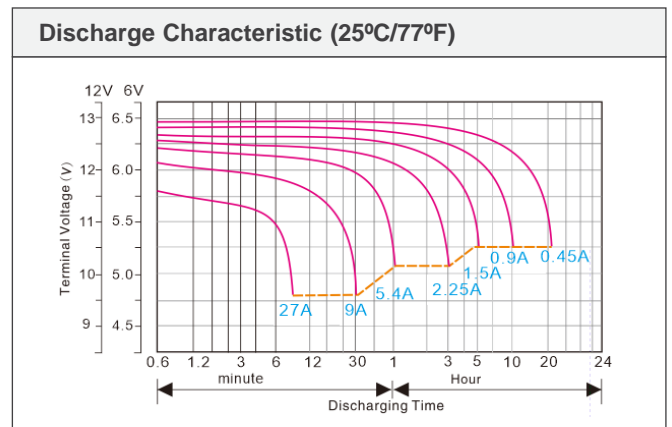
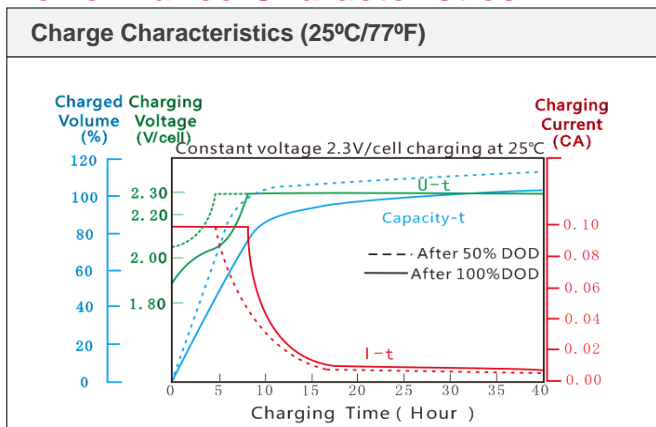
Cycle Application
1. Limit initial current less than 2.25A.
2. Charge until battery voltage (under charge) reaches 14.1V to 14.4V at 25°C(77°F).
3. Hold at 14.1V to 14.4V until current drop to under 0.054A for at least 3 hours.
4. Temperature compensation coefficient of charging voltage is -30mV/°C.
Standby Service
1. Hold battery across constant voltage source of 13.6 to 13.8 volts with current limit 2.25A continuously. When held at this voltage, the battery will seek its own current level and maintain itself in a fully charge status.
2. Temperature compensation coefficient of charging voltage is -18mV/°C.

**NOTE :** The battery should be charged within 6 months of storage. Otherwise, permanent loss of capacity might occur as a result of sulfation.

## Battery Discharge Table

End Voltage	Minute (M)					Hour (H)							
	5	10	15	30	45	1	1.5	2	3	5	8	10	20
<b>Constant Current Discharge Data Sheet (@25°C) Unit: A</b>													
9.6V	35.5	28.9	22.2	13.1	9.4	7.01	5.03	3.59	2.73	1.81	1.21	0.875	0.468
9.9V	34.1	27.6	21.2	12.5	9.1	6.84	4.90	3.51	2.67	1.77	1.19	0.866	0.464
10.2V	33.3	26.2	20.2	11.9	8.8	6.67	4.78	3.42	2.60	1.72	1.17	0.858	0.459
10.5V	33.0	25.0	19.2	11.3	8.5	6.51	4.67	3.34	2.54	1.68	1.14	0.849	0.455
10.8V	32.6	23.8	18.3	10.8	8.2	6.35	4.55	3.26	2.48	1.64	1.12	0.841	0.450
<b>Constant Power Discharge Data Sheet (@25°C) Unit: W</b>													
9.6V	431	355	278	160	110	81.9	59.8	45.0	31.8	21.31	14.79	11.34	6.14
9.9V	410	338	265	153	106	79.9	58.4	43.9	31.0	20.79	14.50	11.23	6.07
10.2V	385	322	252	146	103	78.0	56.9	42.9	30.2	20.28	14.21	11.12	6.01
10.5V	369	307	240	139	99	76.1	55.5	41.8	29.5	19.79	13.94	11.01	5.95
10.8V	350	292	229	132	96	74.2	54.2	40.8	28.8	19.31	13.66	10.90	5.90

## Performance Characteristics



**FACTORY ADDRESS:**  
 Road No.6, An Phuoc IP, An Phuoc Ward, Long Thanh District,  
 Dong Nai Province, Vietnam

0084-978366669  
 0084-2513686918

sales@saite.vn  
 www.saite.vn